




# The DEETER Group<sup>®</sup>


## Flameproof F/S FP

Float Switch FlameProof



The Deeter F/S FP is magnetic float on a reed switch or Hall Effect sensor stem for control and indication of a liquid level while in a potentially explosive atmosphere.

 II 1/2G 2D  
 Ex d IIC (\*) Ga/Gb  
 Ex t IIIC (\*) Db IP68  
 -20°C ≤ Ta ≤ +85°C

 II 2GD  
 Ex d IIC (\*) Gb  
 Ex t IIIC (\*) Db IP68  
 -20°C ≤ Ta ≤ +85°C



\* Temperature class options to suit environment and process temperatures  
 T5 / T100°C for process temperatures ≤ 85°C  
 T4 / T135°C for process temperatures ≤ 125°C  
 T3 / T200°C for process temperatures ≤ 190°C

Atex Certificate: Sira 11ATEX1365  
 IECEX Certificate: IECEX SIR 11.0159  
 Refer to certificate for clarification of directive code and equipment protection level.

### Features include:

- Custom length sensor stems up to 4 Metres.
- Stainless steel 316L housing and wetted components.
- Up to 7 switch points on one stem.
- Custom made for mixed normally open/normally closed switches.
- Atex and IECEX approved.
- Suitable for gas and dust environments.
- IP68 Ingress protection.
- Voltage free reed switch contacts or Hall Effect sensing technology.
- M20 or 1/2" NPT cable connections.
- Custom mounting options available.
- Narrow sensor stem and mounting for tanks without internal access.
- Suitable for high liquid pressures

All electrical equipment should be installed by a qualified/certified electrician.  
 Deeter Electronics Ltd follows a policy of continual development of its products and reserves the right to change specifications and / or features without notice

**DEETER ELECTRONICS LTD**

Distributed by:

**T&D THORNE & DERRICK UK**

Tel: +44 (0)191 490 1547  
 Fax: +44 (0)191 477 5371  
 Email: [northersales@thorneandderrick.co.uk](mailto:northersales@thorneandderrick.co.uk)  
 Website: [www.heattracing.co.uk](http://www.heattracing.co.uk)  
[www.thorneandderrick.co.uk](http://www.thorneandderrick.co.uk)



# The DEETER Group<sup>®</sup>

## Flameproof F/S FP

### Float Switch FlameProof



Type	Specification	
Sensor technology	Magnetic float with reed switch or Hall Effect	
Sensor tube and wetted materials	Stainless steel 316L	
Connection head material	Stainless steel 316L	
IP rating with suitable cable gland	IP68	
Approximate weight: Ø12mm stem Ø8mm stem	1Kg +process connector + 0.5Kg/Metre 1Kg +process connector + 0.3Kg/Metre	
Float Diameter: Specific gravity: Ø12mm stem Ø8mm stem	53mm : 0.65 30mm : 0.75	Other floats available
Maximum liquid temperature: Reed switch Hall Effect	-20 to +190°C -10 to +45°C	
Maximum head temperature	-20 to +80°C	Note 1
Maximum operating pressure	150PSI / 10Bar standard 450PSI / 31Bar	Note 2
Thread connection-Sensor tube	1/2"-14 NPT	
Thread connection-Wiring port	1/2"-14 NPT or M20X1.5	
Connection head height	95mm	
Power supply: Reed switch Hall Effect	Voltage free contacts 7 to 28Volts	
Switch rating: >4 point Reed switch <=4 point reed switch Hall effect	0 to 50Vdc. 1Amp. 50Watts Max 0 to 240vac. 1Amp. 50Watts max Open collector 28Vdc Max. 50mA Max	Note 3

Note 1: When this equipment is intended to be used in a liquid with a process temperature above 85°C it is an essential requirement that the sensor head temperature is measured to determine if the ambient air cooling is sufficient to keep the head below 80°C. See installation manual for detail.

Note 2: The F/S FP sensor float and tube can withstand the stated pressure when sealed inside a tank. The connection head and resin seal to the sensor stem must not be pressurised.

The standard zone0 fittings are rated at 10bar, these fittings are not part of the certified flameproof seal and should not be considered as part of an explosion proof containment. Please call our technical sales department regarding sensors for liquid pressures up to 31bar.

Note 3: The sum current drawn by all switch points must not exceed 1Amp total.

**All electrical equipment should be installed by a qualified/certified electrician.**  
Deeter Electronics Ltd follows a policy of continual development of its products and reserves the right to change specifications and / or features without notice

**DEETER ELECTRONICS LTD**

Distributed by:



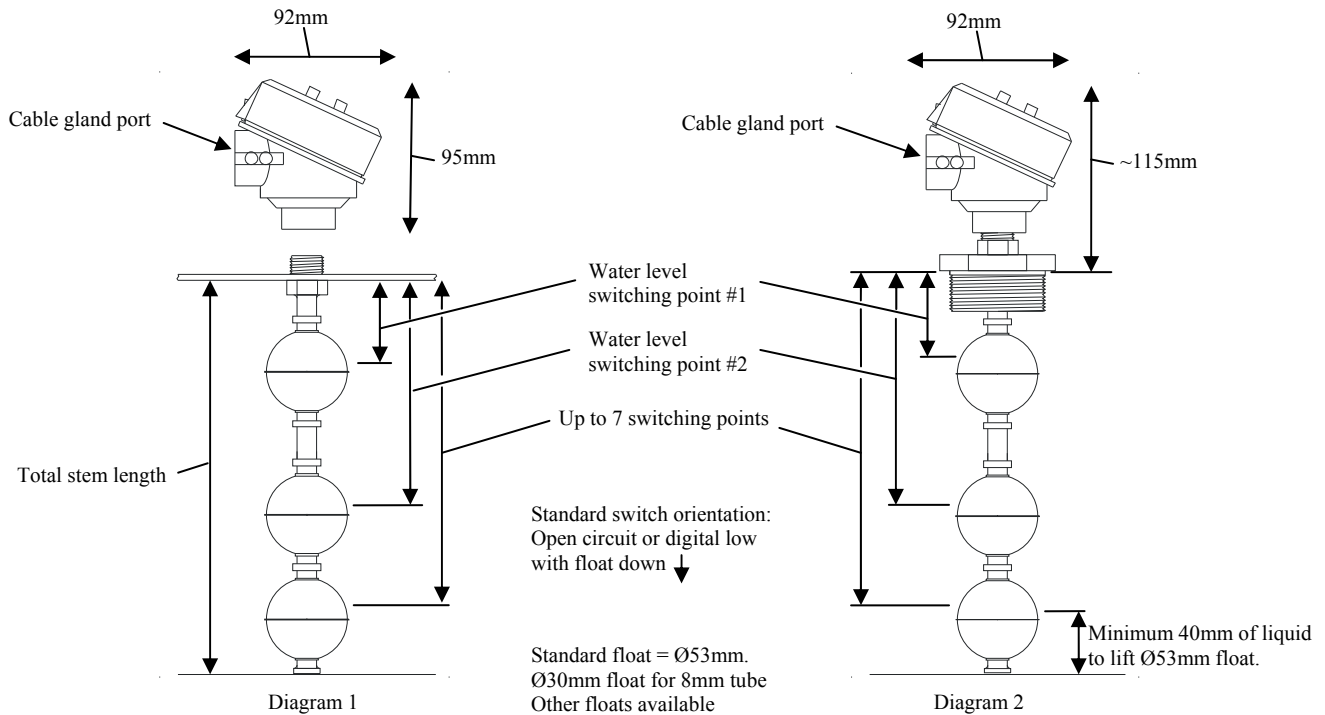
Tel: +44 (0)191 490 1547  
Fax: +44 (0)191 477 5371  
Email: [northersales@thorneandderrick.co.uk](mailto:northersales@thorneandderrick.co.uk)  
Website: [www.heattracing.co.uk](http://www.heattracing.co.uk)  
[www.thorneandderrick.co.uk](http://www.thorneandderrick.co.uk)



# The DEETER Group<sup>®</sup>

## Flameproof F/S FP

### Float Switch FlameProof



## Ordering information

Due to the various options available please call our sales office to discuss your requirements.

Options include: Probe length, Switch voltage, Switch point quantity, Switch point height, Threaded mounting/seal options, Reed/Hall Effect technology, float sizes, 8 or 12mm sensor tube, cable entry thread.

Upon receipt of the above information a drawing and Deeter part No. will be issued to identify the options selected. This part No. will be required when making your order.

**All electrical equipment should be installed by a qualified/certified electrician.**

Deeter Electronics Ltd follows a policy of continual development of its products and reserves the right to change specifications and / or features without notice

**DEETER ELECTRONICS LTD**

Distributed by:

**T&D THORNE & DERRICK UK**

Tel: +44 (0)191 490 1547  
Fax: +44 (0)191 477 5371  
Email: [northernsales@thorneandderrick.co.uk](mailto:northernsales@thorneandderrick.co.uk)  
Website: [www.heattracing.co.uk](http://www.heattracing.co.uk)  
[www.thorneandderrick.co.uk](http://www.thorneandderrick.co.uk)