

# RTF FlexiPanel®

## Tank and Vessel Heating Panel

### Product Specifications

#### Application . . .

##### Nonmetallic Tank and Vessel Heating

The RTF FlexiPanel is a self-contained, high performance flexible heating panel designed specifically for use on fiberglass and plastic tanks or vessels and for metallic tanks and vessels containing high viscosity or temperature-sensitive fluids. Designed to provide heat outputs at 0.7 watts per square inch (1,085 watts per square meter) or less, the RTF FlexiPanel distributes heat evenly over the entire panel surface to maintain stable temperatures.<sup>1</sup> The low profile flexible design of the panel permits rapid, troublefree installation using the mounting kit available from Therman.

To ensure multiple flow paths for electrical current to pass, the RTF FlexiPanel utilizes a parallel circuit design based on a stamped high temperature alloy heating element. This design eliminates the burnout potential common with series wire-based designs. The rugged construction of the RTF FlexiPanel includes a tough metal jacket that provides mechanical protection during handling and installation. The panel's heating element is further protected from vibration and moisture by sandwiching it in a heat-laminated layer of silicone rubber that provides cushion and a watertight seal.

RTF FlexiPanels are approved for use in ordinary (nonclassified) and hazardous (classified) areas.

#### Ratings<sup>2</sup> . . .


Nominal output.....	300 and 500 watts
Supply voltage .....	120 or 240 Vac
Max. maintenance temperature .....	250°F (121°C)
Max. continuous exposure temperature	
Power-off .....	450°F (232°C)
Minimum installation temperature .....	-67°F (-55°C)
T-rating <sup>3</sup> .....	T2C to T6

#### Basic Accessories . . .

Mounting Kit: All FlexiPanels require a mounting kit for installing the panel to a tank or vessel wall. Refer to the back of this specification sheet for details.

#### Notes . . .

1. Caution, Do Not design or operate FlexiPanel heaters with fluid level below the heater or temperature sensor. Consult factory for design assistance for low liquid level applications.
2. Custom sizes, watt densities and operating voltages are available; contact Therman for design information.
3. T-rating based on stabilized design or use of overlimit control.
4. Contact Therman for additional options.



#### Construction<sup>4</sup> . . .

- 1 High Temperature Lead Wires (16 AWG)
- 2 Protective Metal Jacket
- 3 Parallel Circuit High Temperature Alloy Heating Element
- 4 Heat-Laminated, High Temperature Silicone Rubber Insulation



**THERMON . . . The Heat Tracing Specialists®**

ISO 9001  
REGISTERED

100 Therman Dr. • PO Box 609 • San Marcos, TX 78667-0609  
Phone: 512-396-5801 • Facsimile: 512-396-3627 • **1-800-820-HEAT**  
www.thermon.com In Canada call **1-800-563-8461**

# RTF FlexiPanel®

## Tank and Vessel Heating Panel

## Product Specifications

### Available RTF Panels . . .

Catalog Number	Service Voltage	Heat Output watts	Current Draw amps	Heat Density w/in <sup>2</sup> (w/m <sup>2</sup> )	Panel Dimensions in (mm)
RTF-1236	120	300	2.5	0.7 (1,084)	12 x 36 (305 x 914)
RTF-1260	120	500	4.2	0.7 (1,084)	12 x 60 (305 x 1,524)
RTF-1282	120	300	2.5	0.3 (465)	12 x 84 (305 x 2,134)
RTF-1284	120	500	4.2	0.5 (775)	12 x 84 (305 x 2,134)
RTF-2260	240	500	2.1	0.7 (1,084)	12 x 60 (305 x 1,524)
RTF-2284	240	500	2.1	0.5 (775)	12 x 84 (305 x 2,134)

#### Note . . .

\* RTF FlexiPanels can be custom fabricated to specific voltages, heat outputs and physical dimensions; contact Thermon for design assistance.


### Lead Wires and Terminations . . .

Each FlexiPanel is equipped with 6' (1.83 m) long high temperature silicone rubber insulated wires with a 1/2" liquid-tight conduit fitting. Optional SO cords are available; contact Thermon.


### Accessories . . .



**RTM Mounting Kit:** Provides the materials and tools necessary to install RTF Flexi-Panels. Kit includes adhesive with applicator, spreader, roller and attachment tape. One kit will facilitate the installation of up to eight square feet of heating panel.



**Control Thermostats:**<sup>3</sup> Thermon offers a complete line of mechanical thermostats and electronic control and monitoring modules designed and approved specifically for electric heat tracing applications. For complete details, refer to the Controls and Monitoring section of the Electric Heat Tracing catalog or contact Thermon.



**Power Distribution:** For heating applications involving multiple tank or vessel heating circuits or where FlexiPanels will be used in conjunction with electric pipe heat tracing, Thermon can provide complete power distribution and control panels. These HeatChek® panels can be custom designed to meet the specific requirements of an application, including enclosure type, control and monitoring capabilities and specific agency approvals. Contact Thermon for complete information.

### Certifications/Approvals<sup>1</sup> . . .



**FM Approvals**  
 Ordinary Locations  
 Hazardous (Classified) Locations  
 Class I, Division 2, Groups B, C and D  
 Class II, Divisions 1 and 2, Groups E, F and G  
 Class III, Divisions 1 and 2



**Canadian Standards Association**  
 Ordinary Locations  
 Hazardous (Classified) Locations  
 Class I, Division 2, Groups A, B, C and D  
 Class II, Division 2, Groups E, F and G;  
 Class III, Division 2

#### Note . . .

1. Contact Thermon for additional approvals and specific information.
2. An integral thermal cutout switch is required for CSA applications, contact Thermon.
3. A heater controller with alarm annunciation or high limit switch may be required when used in hazardous areas.

