








www.heattracing.co.uk
Thorne and Derrick UK
Tel 0044 191 490 1547 Fax 0044 191 477 5371
Tel 0044 117 977 4647 Fax 0044 117 9775582
www.thorneandderrick.co.uk

Integrated Area Monitor (IAM) Data Sheet

Technical Specification	IAM	IAM-C
		
Operating Power Supply	230 V a.c 50 Hz / 120 V a.c 60 Hz	230 V a.c 50 Hz / 120 V a.c 60 Hz
Power Monitoring	Green LED	Green LED
Visual Alarm	Red LED	Red LED
Fault	Siren inactive, Green LED off, and Red LED on	Siren inactive, Green LED off, and Red LED on
Audible Alarms	Internal Sounder with mute button	External Sounder with mute button
Siren Deactivate	For repair or maintenance by onboard jumper	For repair or maintenance by key switch
Volt Free Relay on Alarm	2 Relays: 1 Amp/24 V d.c which both switch on alarm to allow control of equipment i.e. isolating valves, room air conditioning unit or to report to external systems	2 Relays: 10 Amp/230/120 V a.c which both switch on alarm to allow control of equipment i.e. external air conditioning unit, isolating valves or to report to external systems
Reset	Selectable manual or automatic	Remote reset, down stream which will reset any IAM monitor or IAM-C panel connected to a channel, once gas has cleared
Selectable Delayed Response	0, 5, 10 or 15 minutes	N/A
Delayed Start	When the IAM is powered-up it will sense for the gas after an initial warm-up delay of 5 min. The green LED will flash at 1 sec intervals during the warm-up	N/A
Enclosure	Standard: Steel Rating: IP41	Standard: Steel Rating: IP51
Dimensions & Weight	147x88x62mm (29 if recessed) 633g	262 x 265 x 84 mm 2.6 kg
Cabling Controller Monitor	IAM to IAM-C: 300 meters / 984.25 feet, 2 wire cable 7/ 0.2mm	IAM-C to IAM-C: 300 meters / 984.25 feet, 2 wire cable 7/ 0.2mm
Optional Housing	 The sensor may be remotely installed in a suitable recessed back box and fitted with a decorative faceplate to match your decor(Standard supply is Stainless steel)	
Standard Compliance	 WEEE RoHS EuP	 WEEE RoHS EuP

OPTIONAL HOUSINGS

* Not available on IR models

					
Standard	IP66	IP66 with Splash Guard	M42 Thread	IP66 / Remote Head	Remote / Face Plate
147x88x62mm	175x165x82mm	175x225x82mm	75x50mm	175x155x82mm	86x86
633g	800g	872g	72g	960g	86g

SENSOR INFORMATION	SEMICONDUCTOR (multigas sensor)
Typical Measurement Range	10-10.000 ppm
Temperature Range	-20°C to +50°C (IP66 -40 to +50c)
Humidity Range	0 to 95% Non condensing
Sensor Life Time	5 - 8 yrs
Typical Alarm Threshold	24 Seconds
Recovery Time	600 Seconds
Calibration	Local regulations may specify the procedure and frequency required. Standards generally require annual test or calibration. Refer to Murco for instructions. Semiconductor sensors are non-selective, but calibrated to a specific gas.

GAS	FORMULA	TYPICAL RANGES
SEMICONDUCTOR		
HFC's typical examples	R134a, R404A, R407, R410A, R507	10-10.000ppm
HCFC'S - typical example	R22	10-10.000ppm
CFC's - typical examples	R11, R12	10-10.000ppm
Hydrocarbons -	Methane (Natural gas) Propane, Butane, LPG Isobutane, H2	0-10.000ppm
Ammonia	NH3	0-10.000pm
VOC's - typical examples	Acetone, Chloroform, Ethanol, Methanol, Methyl and Methylene Chloride Ethyl and Ethylene Chloride	0-10.000pm

Eventually every operator will be required to install gas monitoring equipment in order to comply with legislation, protect personnel and the environment and reduce operating costs.

Lorcan Maher, Murco Ltd



www.heatracing.co.uk
Thorne and Derrick UK
 Tel 0044 191 490 1547 Fax 0044 191 477 5371
 Tel 0044 117 977 4647 Fax 0044 117 9775582
 www.thorneandderrick.co.uk