

Immersion




TMW-2 Small Tank Applications

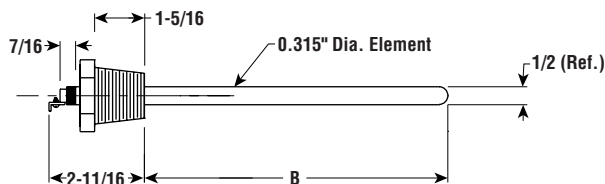
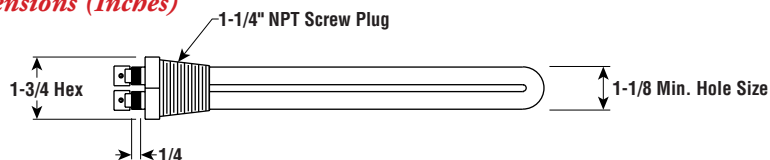
- 1-1/4" NPT Brass Screw Plug
- Copper Sheath Element
- 64 - 86 W/In²
- 750 - 5,000 Watts
- 120 and 240 Volt, Single Phase
- Without Terminal Cover
- Without Thermowell

Application

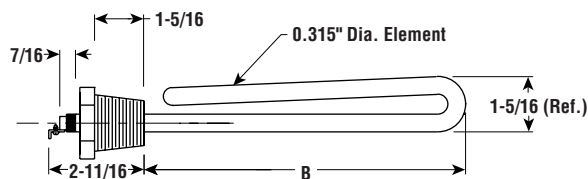
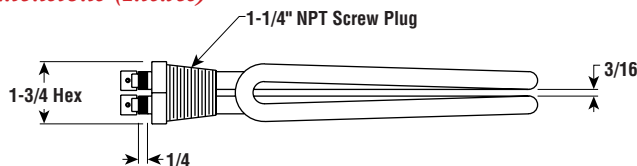
- Clean Water Heating



Dimensions (Inches)



Dimensions (Inches)



Specifications and Ordering Information

| Watts | Volts | Phase | W/In ² | DIM B (In.) | Model | Stock | PCN | Wt. (Lbs.) |
|---|-------|-------|-------------------|-------------|----------|-------|--------|------------|
| Straight Element | | | | | | | | |
| 750 | 120 | 1 | 64 | 6-1/8 | TMW-207A | AS | 139150 | 0.5 |
| 750 | 240 | 1 | 64 | 6-1/8 | TMW-207A | AS | 139168 | 0.5 |
| 1,000 | 120 | 1 | 85 | 6-1/8 | TMW-210A | NS | 139176 | 0.5 |
| 1,000 | 240 | 1 | 85 | 6-1/8 | TMW-210A | NS | 139184 | 0.5 |
| 1,250 | 120 | 1 | 82 | 7-7/8 | TMW-212A | NS | 139192 | 1 |
| 1,250 | 240 | 1 | 82 | 7-7/8 | TMW-212A | NS | 139205 | 1 |
| 1,500 | 120 | 1 | 86 | 9-1/16 | TMW-215A | S | 139213 | 1.25 |
| 1,500 | 240 | 1 | 86 | 9-1/16 | TMW-215A | NS | 139221 | 1.25 |
| Foldback Element | | | | | | | | |
| 2,000 | 120 | 1 | 85 | 6-5/8 | TMW-220A | S | 139230 | 1.5 |
| 2,000 | 240 | 1 | 85 | 6-5/8 | TMW-220A | S | 139248 | 1.5 |
| 2,500 | 240 | 1 | 80 | 8-1/2 | TMW-225A | S | 139264 | 2 |
| 3,000 | 240 | 1 | 78 | 10-3/16 | TMW-230A | S | 139280 | 2.25 |
| 4,000 | 240 | 1 | 77 | 13-9/16 | TMW-240A | NS | 139299 | 2.5 |
| 5,000 | 240 | 1 | 76 | 16-15/16 | TMW-250A | S | 139301 | 3 |
| Stock Status: S = stock AS = assembly stock NS = non-stock To Order —Specify model, volts, phase, watts, PCN and quantity. | | | | | | | | |

SCREW PLUG