

Immersion

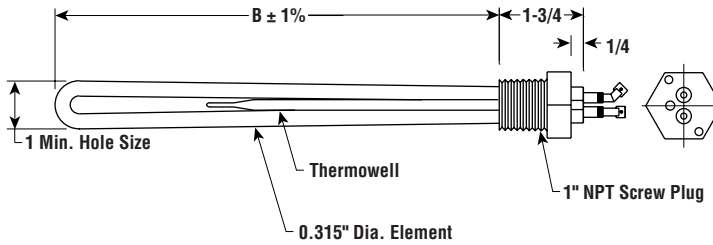
TMW-1 & TMWS-1

Small Tank Applications



- 1" NPT Brass or Passivated Stainless Steel Screw Plug
- Copper or Stainless Steel Passivated Sheath Element
- 43 - 86 W/in²
- 350 - 3,000 Watts
- 120 and 240 Volt, Single Phase
- Without Terminal Cover
- Thermowell

Dimensions (Inches)



Specifications and Ordering Information

Applications

- Clean Water Heating (type TMW-1)
- De-ionized Water Heating (type TMWS-1)

Watts	Volts	Phase	W/in ²	DIM B (In.)	Model	Stock	PCN	Wt. (Lbs.)
TMW-1 — Copper Sheath Element — Brass Screw Plug								
350	120	1	45	4-1/4	TMW-1036 ¹	NS	138974	0.5
500	120	1	43	6-3/8	TMW-1051	S	138982	0.5
500	240	1	43	6-3/8	TMW-1051	NS	138990	0.5
600	120	1	51	6-3/8	TMW-1060	S	139002	1
600	240	1	51	6-3/8	TMW-1060	AS	139010	1
750	120	1	64	6-3/8	TMW-1076	AS	139029	1
750	240	1	64	6-3/8	TMW-1076	S	139037	1
1,000	120	1	85	6-3/8	TMW-1101	S	139045	1
1,000	240	1	85	6-3/8	TMW-1101	NS	139053	1
1,250	120	1	83	8-1/16	TMW-1121	AS	139061	1.25
1,250	240	1	83	8-1/16	TMW-1121	S	139070	1.25
1,500	120	1	86	9-1/4	TMW-1415	S	139088	1.5
1,500	240	1	86	9-1/4	TMW-1415	S	139096	1.5
2,000	120	1	83	12-3/4	TMW-1200	S	139109	2
2,000	240	1	83	12-3/4	TMW-1200	S	139117	2
2,500	240	1	79	16-1/2	TMW-1250	AS	139133	2.5
3,000	240	1	78	19-7/8	TMW-1430	AS	139141	3
TMWS-1 — Passivated Stainless Steel Sheath Element — Passivated Stainless Steel Screw Plug								
750	120	1	64	6-3/8	TMWS-1076	AS	328655	1
750	240	1	64	6-3/8	TMWS-1076	AS	328663	1
1,000	120	1	85	6-3/8	TMWS-1101	AS	328671	1
1,000	240	1	85	6-3/8	TMWS-1101	AS	328680	1
1,250	120	1	83	8-1/16	TMWS-1121	AS	328698	1.25
1,250	240	1	83	8-1/16	TMWS-1121	AS	328700	1.25
1,500	120	1	86	9-1/4	TMWS-1415	AS	328719	1.5
1,500	240	1	86	9-1/4	TMWS-1415	AS	328727	1.5
2,000	120	1	83	12-3/4	TMWS-1200	AS	328735	2
2,000	240	1	83	12-3/4	TMWS-1200	AS	328743	2
2,500	240	1	79	16-1/2	TMWS-1250	AS	328751	2.5
3,000	240	1	78	19-7/8	TMWS-1430	AS	328760	3
Stock Status: S = stock AS = assembly stock NS = non-stock To Order— Specify model, volts, phase, watts, PCN and quantity.								
1. Well extends 1" below heating element.								

Immersion



TMW-2 Small Tank Applications

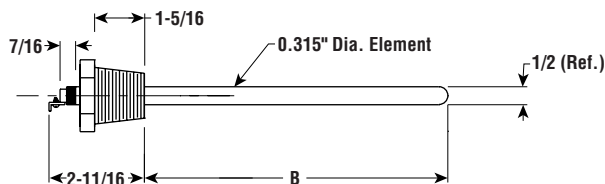
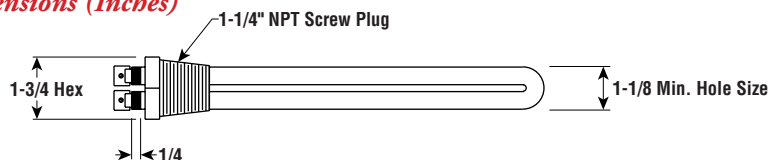
- 1-1/4" NPT Brass Screw Plug
- Copper Sheath Element
- 64 - 86 W/In²
- 750 - 5,000 Watts
- 120 and 240 Volt, Single Phase
- Without Terminal Cover
- Without Thermowell

Application

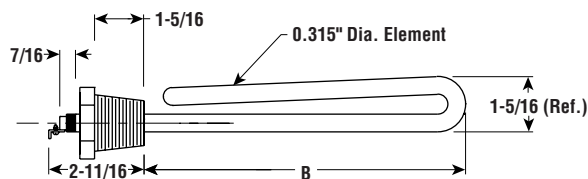
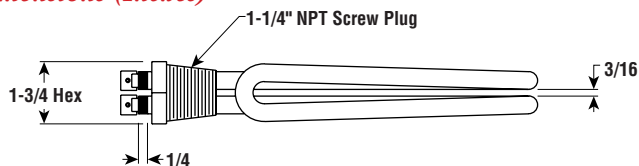
- Clean Water Heating



Dimensions (Inches)



Dimensions (Inches)



Specifications and Ordering Information

Watts	Volts	Phase	W/In ²	DIM B (In.)	Model	Stock	PCN	Wt. (Lbs.)
Straight Element								
750	120	1	64	6-1/8	TMW-207A	AS	139150	0.5
750	240	1	64	6-1/8	TMW-207A	AS	139168	0.5
1,000	120	1	85	6-1/8	TMW-210A	NS	139176	0.5
1,000	240	1	85	6-1/8	TMW-210A	NS	139184	0.5
1,250	120	1	82	7-7/8	TMW-212A	NS	139192	1
1,250	240	1	82	7-7/8	TMW-212A	NS	139205	1
1,500	120	1	86	9-1/16	TMW-215A	S	139213	1.25
1,500	240	1	86	9-1/16	TMW-215A	NS	139221	1.25
Foldback Element								
2,000	120	1	85	6-5/8	TMW-220A	S	139230	1.5
2,000	240	1	85	6-5/8	TMW-220A	S	139248	1.5
2,500	240	1	80	8-1/2	TMW-225A	S	139264	2
3,000	240	1	78	10-3/16	TMW-230A	S	139280	2.25
4,000	240	1	77	13-9/16	TMW-240A	NS	139299	2.5
5,000	240	1	76	16-15/16	TMW-250A	S	139301	3

Stock Status: S = stock AS = assembly stock NS = non-stock
To Order—Specify model, volts, phase, watts, PCN and quantity.

SCREW PLUG